

INSTALLATION & MAINTENANCE MANUAL

JB0015

GENERAL INSTRUCTIONS

These instructions should be read carefully and retained after installation by the end user for future reference and maintenance.

These instructions should be used to aid installation of the following product:

JB0015

SAFETY

- This product must be installed in accordance with the latest edition of the IEE Wiring Regulations (BS7671) and current Building Regulations. If in any doubt, consult a qualified electrician
- Please isolate mains prior to installation or maintenance
- Check the total load on the circuit (including when this product is fitted) does not exceed the rating of the circuit cable, fuse or circuit breaker
- Please note the IP (Ingress Protection) rating of this product when deciding the location for installation
- Do not overload this accessory or subject it to conditions outside its rating
- This product is suitable for a maximum load of 24A
- This product is IP68 rated to a depth of 5 bar

INSTALLATION

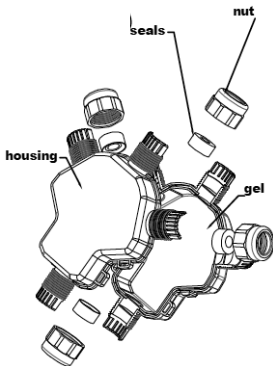


Fig. 1

- This product is suitable for a cable of outer diameter from 5mm – 14mm
- Before wiring, use a knife to cut 3 even marks in the casing (see Fig. 1)

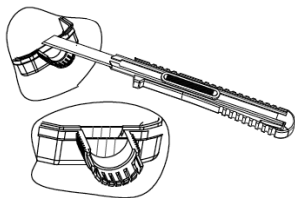


Fig. 2

- Feed the mains through the nut, seal and shell of each part – different size seals permit the use of different diameter cables (see Fig.2)

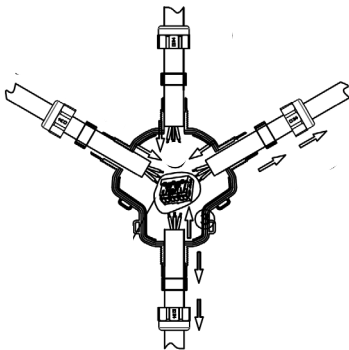


Fig. 3

- Connect the L – Live (brown), Earth – (green/yellow) and N – Neutral (blue) into the connector block and wire accordingly
- Slide the seal into the shell and tighten nut to 2.5Nm
- Connect the connector socket and connector plug together and tighten to 2.5Nm (see Fig. 3)

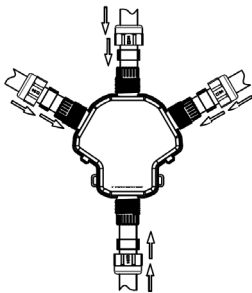


Fig. 4

- Switch on and check for correct operation

GENERAL

This product should be recycled in the correct manner when it reaches the end of its life. Check local authorities for where facilities exist.

Clean the external surfaces with a damp cloth using a mild solution of detergent and warm water only, do not use aggressive cleaning products or solvents which may damage the product.

Do not use any source of high-pressure washers to maintain or clean this product.

We recommend the use of H07RN-F cable with this product.

WARRANTY

This product has a warranty of 2 year from date of purchase. Failure to install this product in accordance with the current edition of the IEE Wiring Regulations (BS7671), improper use, or removal of the batch code will invalidate the warranty. If this product should fail within its warranty period, it should be returned to the place of purchase for a free of charge replacement. ML Accessories does not accept responsibility for any installation costs associated with the replacement product. Your statutory rights are not affected. ML Accessories reserve the right to alter product specification without prior notice.

SUPPLIED BY:
(UK)
ML ACCESSORIES LTD, UNIT E CHILTERN PARK,
BOSCOMBE ROAD, DUNSTABLE LU5 4LT,
WWW.MLACCESSORIES.CO.UK

(EU) AUTHORISED REPRESENTATIVE
SLV LIGHTING GROUP,
DAIMLERSTRASSE 21-23,
52531 ÜBACH-PALENBERG, GERMANY
EMAIL: EPREL@GROUP.SLV.COM
MADE IN CHINA

IP68



JBFE24_V1