

Intelligent

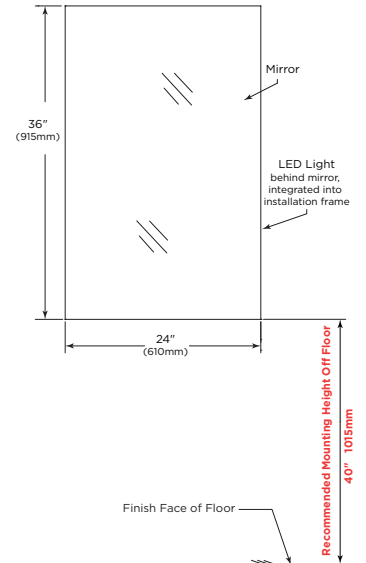
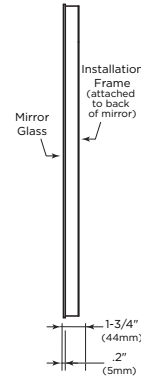

**The trusted independent experts for hand dryers
and washrooms since 2012.**



REVERSIBLE LED BACKLIT MIRROR

B-1641

For Sale in UK, Europe and Aus.
Not for sale in the U.S. or Canada



STANDARD B-1641 MIRRORS

OVERALL SIZE

MODEL NO.	W	H	Lumens	Wattage
B-1641 2436	24" (610mm)	36" (915mm)	2,640	24
B-1641 2442	24" (610mm)	42" (1067mm)	2,900	26


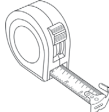

Designer's Notes:

1. Mirrors are manufactured to a $\pm 0.04"$ (1mm).
2. For sufficient space to lift mirror onto key hole slots allow 1".

Materials:

Glass — 0.19" (5mm) thick safety mirror with 0.14mm PVC film backer with frosted sandblasting.

Extruded Back — Aluminum channel with mounting holes.

TOOLS NEEDED (Customer Supplied):		
		
Toggle Bolts (optional)	Tape Measure	Electric Drill

SAFETY INSTRUCTIONS:

- Disconnect power before installing, adding or changing any component.
- To avoid a hazard to children, account for all parts and destroy all packing materials.
- Do not install any luminaire assembly closer than 6" from any combustible materials.
- This power supply must be installed according to the National Electrical Code and local building codes.

continued . . .

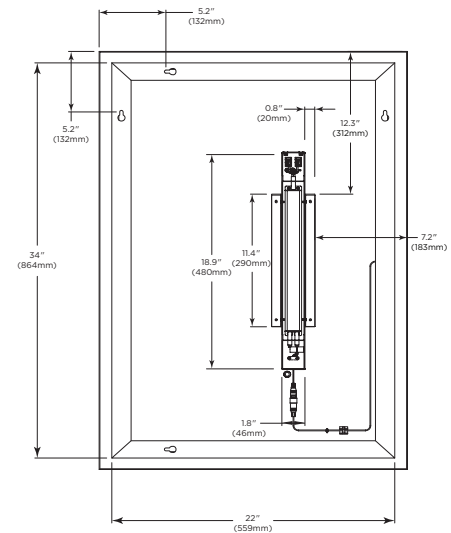
INSTALLATION:

Mark the location of the wire exit and mounting holes. See individual product specifications for mounting hole locations. Install a duplex receptacle (not provided).

The mirror comes with three 76.2cm (30") long, 90° three-prong plugs (UK, EU, AUS) for respected plug-in installations, so the outlet should be installed a few inches away from the wire exit. Locating it too close to the wire exit may interfere with the power supply housing and prevent the mirror from being plugged in properly. Alternatively, add hard wiring.

Install mounting screws into pre-marked holes. It is highly recommended that all mirrors be installed in contractor supplied blocking, however, drywall anchors may be used if no blocking is available.

For added safety, Bobrick recommends the 55-1/8" x 25-5/8" (1400 x 650mm) or larger back- lit mirror only be installed in blocking. If blocking is not available, drywall toggle bolts (not provided) should be used.



IMPORTANT SAFETY INSTRUCTIONS - SAVE THESE INSTRUCTIONS

Read all instructions before using this mirror.

DANGER - To reduce the risk of electric shock; Always disconnect this mirror from the electrical outlet before cleaning.

WARNING - To reduce the risk of burns, fire, electric shock, or injury to persons:

- Unplug from outlet before putting on or taking off parts.
- Close supervision is necessary when this mirror is used by, or near children, invalids, or disabled persons.
- Use this mirror only for its intended use as described in these instructions.
- Never operate this mirror if it has a damaged cord or plug, if it is not working properly, if it has been dropped or damaged, or dropped into water.
- Keep the cord away from heated surfaces.
- Never drop or insert any object into any opening.
- Do not use outdoors.
- **WARNING:** Risk of electric shock - Connect this mirror to a properly grounded outlet only. See grounding instructions.



SPECIFICATION:

Mirrors shall have a 1mm thick anodized AL6061 frame. Integral UL recognized power supply must have 24V output and 110 - 277V input. Reflective surface shall be 0.6" (1.5mm) thick and covered with a 0.14mm PVC film backer with frosted sandblasting. Lead free silver backing shall exceed ISO 9227:2012 and exceed 120-hour corrosion testing. Aluminum mounting panel shall contain key hole slots both top and bottom to provide easy installation and prevent the mirror from pulling away from the wall.

LED Backlit Mirror shall be Model B-1641 _____ (insert width and height) of Bobrick Washroom Equipment, Inc., Clifton Park, New York; Jackson, Tennessee; Los Angeles, California; Bobrick Washroom Equipment Company, Scarborough, Ontario; Bobrick Washroom Equipment Pty. Ltd., Australia; and Bobrick Washroom Equipment Limited, United Kingdom.