

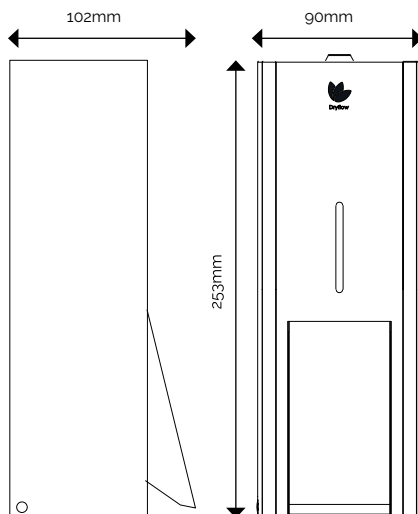
Dryflow **Foam Soap Dispenser** **Stainless Steel**

DFSS03



Usage & maintenance

- Open packaging carefully
- Only use water or neutral detergent to clean this product, and dry with a soft towel
- Do not use detergent containing scouring powder, polishing powder, or any corrosive substance
- Do not use a rough cloth to clean the products
- Clean products regularly to maintain the products appearance

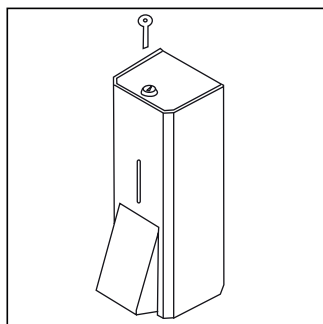


Dryflow **Foam Soap Dispenser** **Stainless Steel**

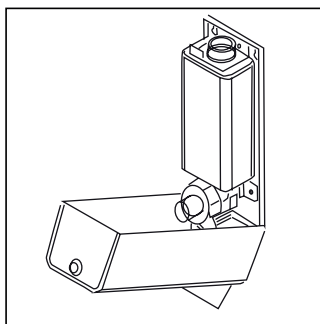
DFSS03



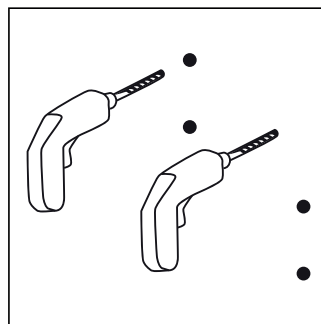
Installation



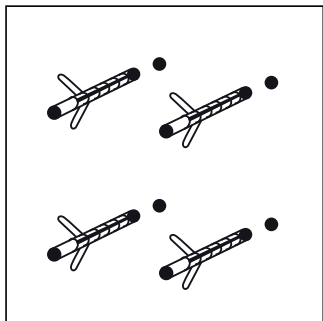
1. Use the special key to open the soap dispenser.



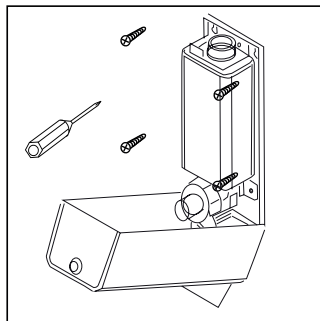
2. Hold the product to the wall, and mark where you would like the mounting holes



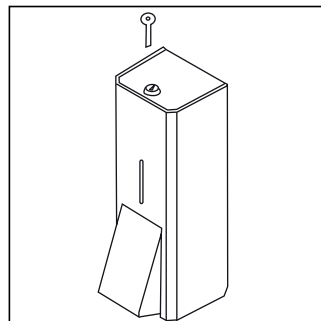
3. Drill the holes where you have marked



3. Insert plastic hole plugs



4. Fix the product to the wall using the provided screws or other suitable screws



5. Fill the soap dispenser and lock