

# Dryflow Toilet Roll Dispenser

## 2 Roll Stainless Steel

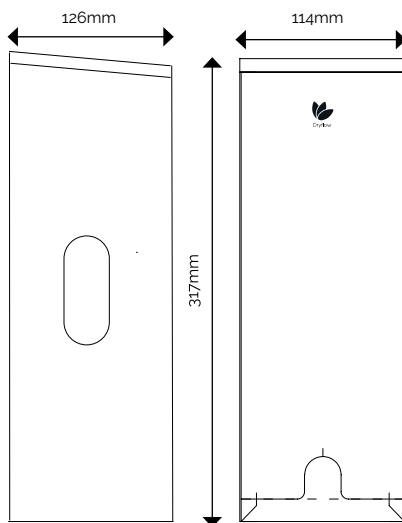


DFSS07



### Usage & maintenance

- Open packaging carefully
- Only use water or neutral detergent to clean this product, and dry with a soft towel
- Do not use detergent containing scouring powder, polishing powder, or any corrosive substance
- Do not use a rough cloth to clean the products
- Clean products regularly to maintain the products appearance



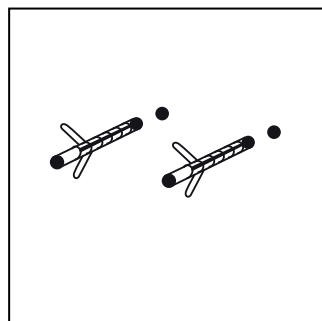
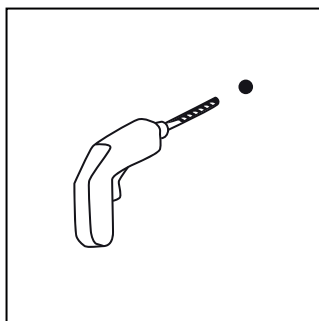
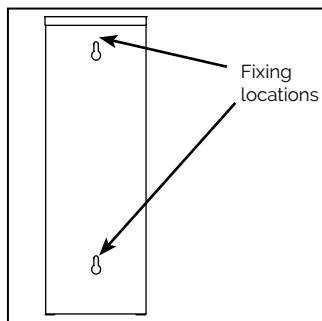
# Dryflow Toilet Roll Dispenser

## 2 Roll Stainless Steel

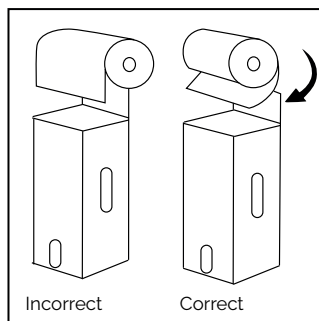
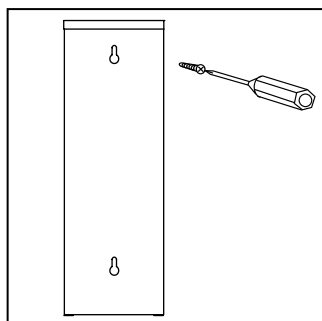


DFSSo7

### Installation



1. Open the unit.  
Hold the product to the wall,  
and mark where you would  
like the mounting holes
2. Drill the holes where  
you have marked
3. Insert plastic hole plugs



4. Fix the product to the wall  
using the provided screws  
or other suitable screws
5. Insert toilet roll the correct  
way round as shown