

Dryflow Toilet Roll Holder

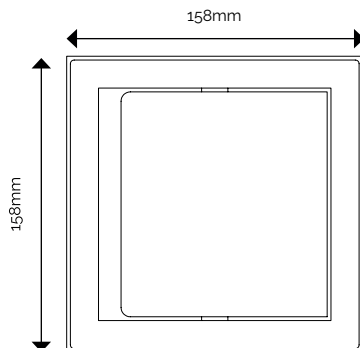
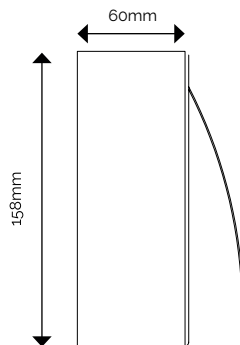
1 Roll Stainless Steel

DFSS09



Usage & maintenance

- Open packaging carefully
- Only use water or neutral detergent to clean this product, and dry with a soft towel
- Do not use detergent containing scouring powder, polishing powder, or any corrosive substance
- Do not use a rough cloth to clean the products
- Clean products regularly to maintain the products appearance



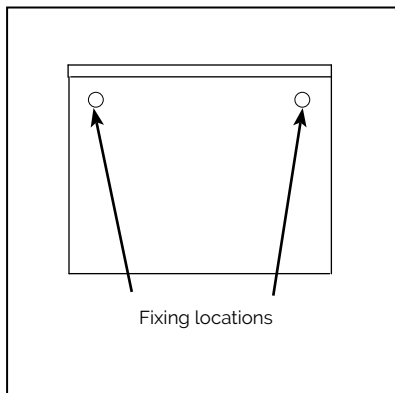
Dryflow Toilet Roll Holder

1 Roll Stainless Steel

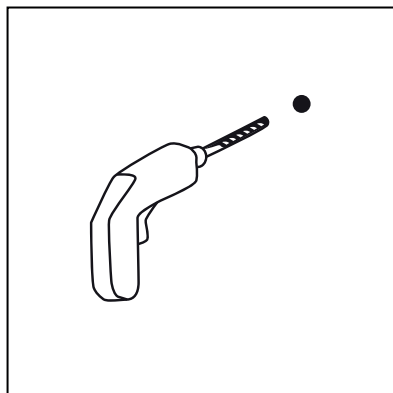
DFSS09



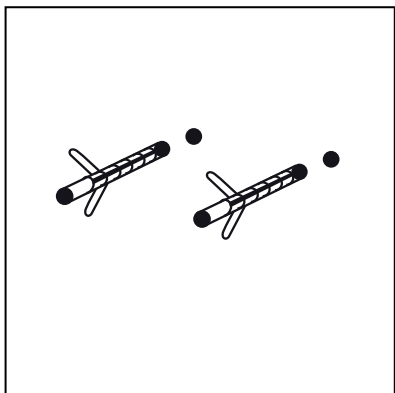
Installation



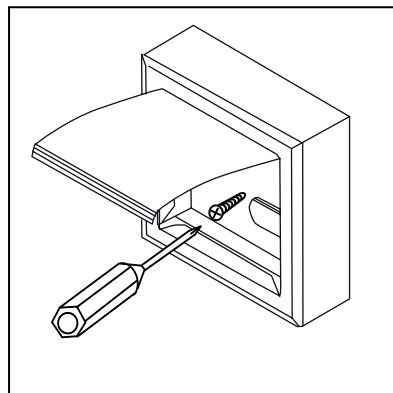
1. Open the unit.
Hold the product to the wall,
and mark where you would
like the mounting holes



2. Drill the holes where
you have marked



3. Insert plastic hole plugs



4. Fix the product to the wall
using the provided screws
or other suitable screws