

Intelligent

**The trusted independent experts for hand dryers
and washrooms since 2012.**





Wall-Mounted Waste Bin

TSL.910

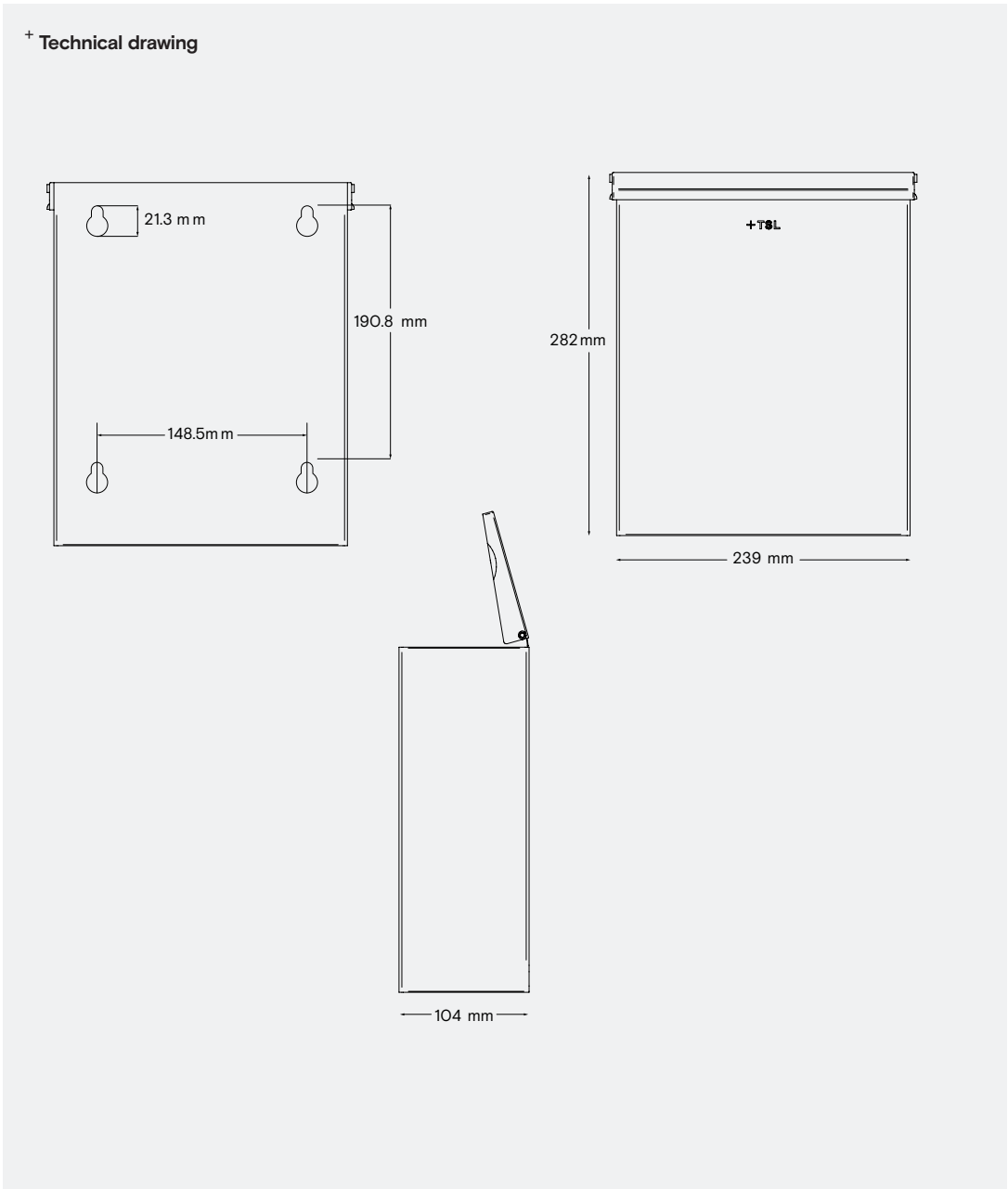
A wall-mounted waste bin made from AISI 304 type stainless steel in a brushed satin finish. The bottom face hinges open and closes with a flush lock.

Finish	Codes	LRV*
● Black	TSL.910.BK	3
● Brass	TSL.910.BR	40
● Satin	TSL.910.CS	58
● Bronze	TSL.910.BZ	17
● Copper	TSL.910CP	19

Light Reflectance Value*



Included
Waste receptacle
Fixing screws x4
Drywall anchors x4
Key



Technical Data	
Weight	1.5 kg
Stainless steel	AISI304

Warranty & Spare parts
For warranty terms and conditions please visit www.thesplashlab.com
If additional spare parts are required and are not listed above, please contact us at info.uk@thesplashlab.com

Installation Requirements
Substrate - Must be fixed to a hard surface. Drywall anchors included.

Spare parts
There are no user serviceable parts.

Related documents
Installation and maintenance manual
Warranty document

To obtain these documents please email info.uk@thesplashlab.com