

DS-1662ZJ



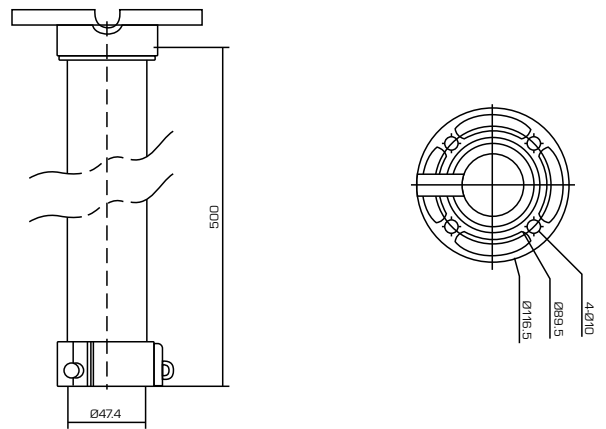
unit: mm

FEATURES:

- Aluminum alloy material with surface spray treatment
- General design for indoor/outdoor
- Design of cable entrance hole
- Better water proof with rubber pad design
- With safety rope, the assembling is safer and more convenient

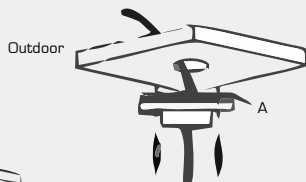
DS-1662ZJ

SPEC	
Parameters	Pendent mount
Colour	Hik White
Feature	Suitable for speed dome cameras
Material	Aluminum alloy
Dimension	116.5 x 500mm
Weight	960g



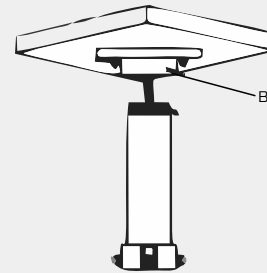
Installation View

1. Choose the appropriate wall to mount the ceiling, and rubber blanket should be added when assembling outdoors



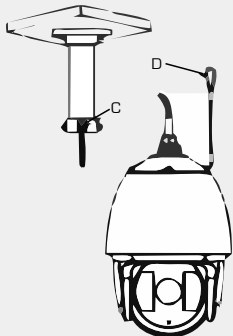
A: Waterproof rubber blanket

2. Twist and fix the screwed pipe after threading



B: Fasten the snap joint fixing screw

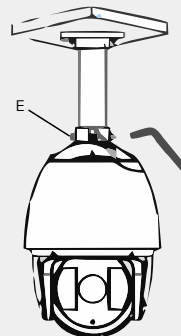
3. Fasten the safety rope, thread the line and assemble the speed dome



C: Safety rope hook

D: Safety rope

4. Fasten the snap joint fixing screw



E: Snap joint fixing screw