

Gigabit Ethernet Switch

switch is a layer 2 gigabit Ethernet switch, providing 5 1000M Ethernet ports to upload data via the convergence switch. The switch is reliable, easy to install and maintain, and equipped with rapid switch function. With multiple access ports, the switch is applicable for access or aggregation and upload of small-scale LAN devices.



Feature and Function

- 5 x 1000M Ethernet ports.
- Supports IEEE 802.3, IEEE 802.3u and IEEE 802.3x.
- 1000M network access.
- Wire-speed forwarding and non-blocking design.
- Store-and-forward switching.
- Solid high-strength metal shell.
- Fan-free design with high reliability.

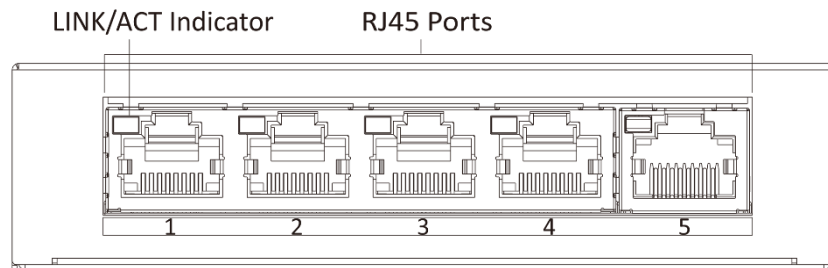
Specification

Model	
Network parameters	
Port number	5 x 1000M Ethernet port
Port type	RJ45 port, Full duplex, MDI/MDI-X adaptive
Standard	IEEE 802.3, IEEE 802.3u, IEEE 802.3x
Processing type	Store-and-forward switching
MAC address table	2 K
Exchange capacity	10 Gbps
Packet forwarding rate	7.44 Mpps
Internal cache	1 Mbits


Model	
Mechanical structure	
Shell	Metal material, fan-free design
Weight	0.15 kg (0.3 lb)
Dimensions (L × H × D)	103 mm × 25.6 mm × 61.1 mm (4.1" × 1.0" × 2.4")
Environment	
Operating temperature	0°C to 40°C (32°F to 104°F)
Storage temperature	-40°C to 85°C (-40°F to 185°F)
Relative humidity	5% to 95% (no condensation)
Power supply	
Power supply specification	5 VDC, 1 A

Physical Interface

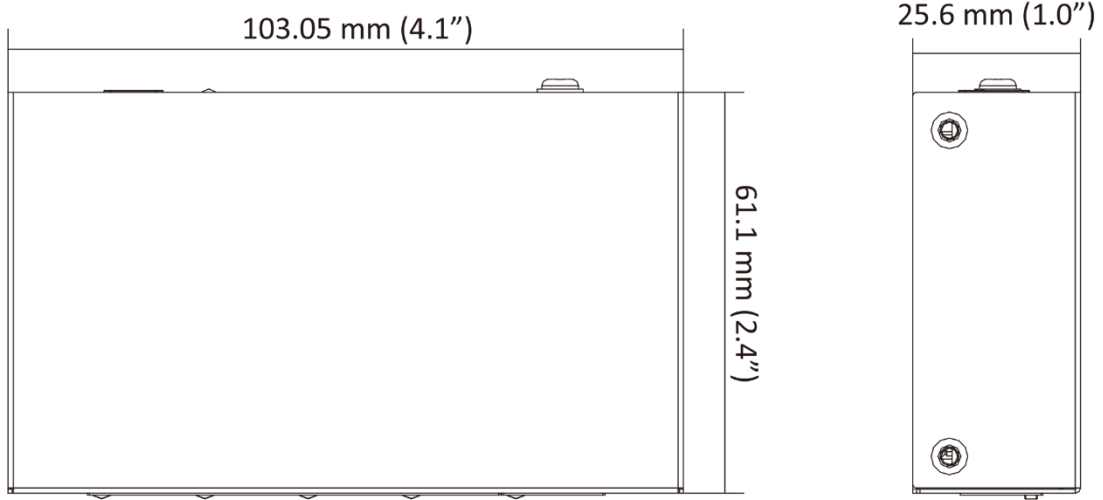
Front panel:



Back panel:



Dimension



Typical Application

