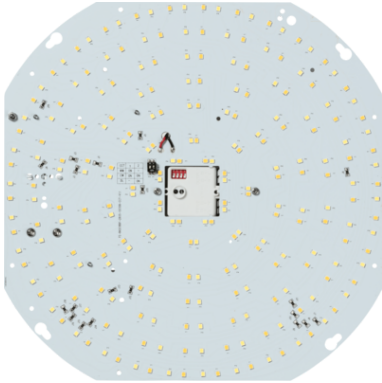


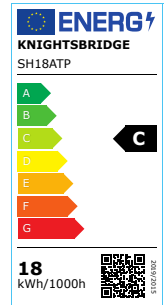
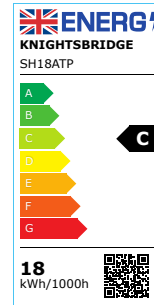
DATASHEET



SH18ATP

230V 18W CCT Adjustable LED Gear Tray with Daylight Sensor

www.mlaccessories.co.uk



MLA PART CODE	SH18ATP
DESCRIPTION	230V 18W CCT Adjustable LED Gear Tray with Daylight Sensor
NET WEIGHT (KG)	0.35
FINISH	White
DIMENSIONS (MM)	Height - 262 Width - 262
CONSTRUCTION	Construction - CEM-1
CLASS	I
IP RATING	IP20
WATTAGE (W)	18
LAMP TECHNOLOGY	SMD LED
LUMENS (LM)	2960
LUMEN TOLERANCE	5%
EFFICACY (LM/W)	153.2
CIRCUIT WATTAGE (W)	19.3
CCT	3000/4000/6000K
LIGHT COLOUR	CCT
CRI	>85
SDCM	<6
RUNNING CURRENT (A)	0.09
DISPLACEMENT FACTOR	>0.7
SVM	0.005
PST-LM	0.12
BEAM ANGLE (DEGREES)	115
L70B50 LIFESPAN (HRS)	50,000
DIMMABLE	No
OPERATING TEMPERATURE	-20~50°C
INPUT VOLTAGE	230V 50Hz

DRIVER	DRIVER TYPE - Constant Current MAX. OUTPUT - 21W OUTPUT VOLTAGE - 28-42V OUTPUT CURRENT - 500mA POWER FACTOR - 0.95 EFFICIENCY FULL LOAD - 86 ISOLATION - SELV AMBIENT TEMPERATURE (Ta) - 50°C CASE TEMPERATURE (Tc) - 90°C
SENSOR TYPE	Photocell
SENSOR LUX SETTINGS	5-25lx - 200-400lx
WARRANTY	5year(s)
MANUFACTURED IN ACCORDANCE WITH	BS EN 60598
ORIGIN OF MANUFACTURE	China
DECLARATION OF CONFORMITY (HELD ON FILE)	Yes
EAN	5056270867909

Date Created: 03/04/2023 13:46

